


Sheet # 0285

# DISSE PROFILENE BRUKES VED MONTERING AV 2,3 mm PLATER.





UTVENDIG HJØRNE  
OA50



UTVENDIG HJØRNE  
OC24



INNVENDIG HJØRNE  
IA50



BUNN- OG TOPPPROFIL  
CS24



PLATESKJØT  
DB24



INNVENDIG HJØRNE  
IC24